

Lessons Learned Workshop Welcome

March 8, 2021







**THANK
YOU!**

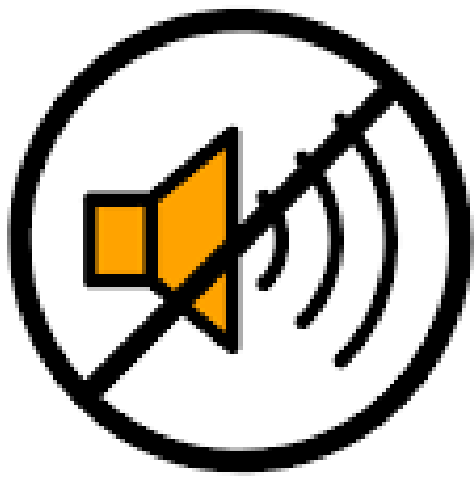
Top 10 Lessons Learned



#10



Virtual Project Status



Americans drove less last year, but more died

Roads uncluttered by pandemic lure speeders

Tom Krisher
ASSOCIATED PRESS

DETROIT — Pandemic lockdowns and stay-at-home orders kept many drivers off U.S. roads and highways last year. But those who did venture out found open lanes that only invited reckless driving, leading to a sharp increase in traffic-crash deaths across the country.

The nonprofit National Safety Council estimated in a report issued Thursday that 42,060 people died in vehicle crashes in 2020, an 8% increase over 2019 and the first jump in four years.

The fatality rate per 100 million miles driven spiked 24%, the largest annual percentage increase since the council began collecting data in 1923.

And even though traffic is now getting close to pre-coronavirus levels, the bad behavior on the roads is continuing, authorities say.

"It's kind of terrifying what we're seeing on our roads," said Michael Hanson, director of the Minnesota Public Safety Department's Office of Traffic Safety. "We're seeing a huge increase in the amount of risk-taking behavior."

Last year's deaths were the most since 2007, when 43,945 people were killed in vehicle crashes. The safety council estimates that 4.8 million people were injured in crashes last year.

Federal data show that Americans drove 13% fewer miles last year, or roughly 2.8 trillion miles, said Ken Kolosh, the safety council's manager of statistics. Yet the number of deaths



This Tesla crashed while going about 100 mph in Oregon last fall, police said, destroying the vehicle. The driver survived. CORVALLIS POLICE DEPARTMENT VIA AP, FILE

rose at an alarming rate, he said.

"The pandemic appears to be taking our eyes off the ball when it comes to traffic safety," Kolosh said.

Of the reckless behaviors, early data from the National Highway Traffic Safety Administration show speed to be the top factor, Kolosh said. Also, tests of trauma center patients involved in traffic crashes show increased use of alcohol, marijuana and opioids, he said.

In Minnesota, traffic volumes fell 60% when stay-home orders were issued early in the pandemic last spring. Hanson said state officials expected a corresponding drop in crashes and deaths, but while crashes declined, deaths increased.

"Almost immediately the fatality rate started to go up, and go up significantly," Hanson said, adding that his counterparts in other states saw similar in-

creases. "It created less congestion and a lot more lane space for drivers to use and, quite honestly, to abuse out there."

In late March and early April, the number of speed-related fatalities more than doubled over the same period in 2019 in the state, Hanson said. Last year, Minnesota recorded 395 traffic deaths, up nearly 9% from 364 in 2019.

Some drivers used the empty roads to drive extreme speeds. In 2019, the Minnesota State Patrol's 600 troopers handed out tickets to just over 500 drivers for going over 100 mph. That number rose to 1,068 in 2020, Hanson said.

The council collects data on fatal crashes from states on public and private roads.

The numbers released Thursday are preliminary, but every year are only slightly different from the final numbers, Kolosh said.

Slow down drivers: Delaware among the states with the most speeding tickets

Amanda Parrish, Delaware News Journal
Updated 2 days ago



1. Welcome



2. Purpose of Workshop



3. Project Purpose and Need





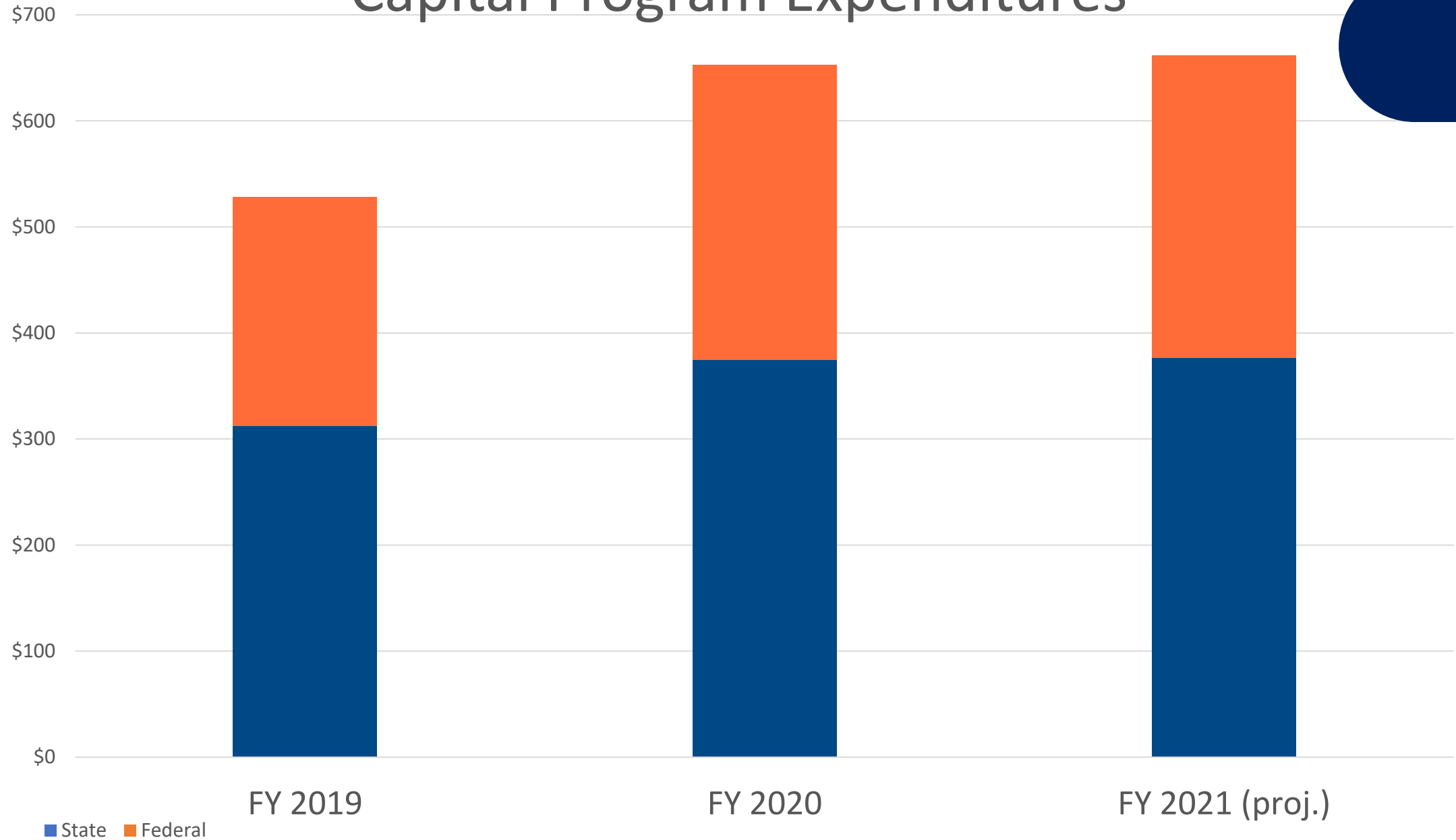
Technology

#3



Capital Program Expenditures


#2



#1

**TOGETHER
WE ACHIEVE
MORE**

BEST TEAM EVER





**THANK
YOU!**